



EQGURU Construction
Equipment Demonstration



Crist Information & Research
1.800.300.8890
Info@EQGURU.com
www.EQGURU.com

Logged in as: EQGURU DEMO
CIR

Search Web Site



CONSTRUCTION

LIFT TRUCKS

INDUSTRY INFORMATION

Model Introductions | Glossary | Advanced Search

EQGURU CONSTRUCTION EQUIPMENT

EQGURU provides equipment resale valuations as well as its proprietary *Residual Value Calculator™*, which many financial institutions use today to determine lease and lease to own computations. Industry professionals acknowledge EQGURU's proprietary data, products and services as providing the most accurate third-party non-biased data regarding the heavy construction equipment industry. Manufacturers, distributors, financial services, government agencies and end-users trust and rely upon EQGURU's invaluable information to make educated decisions when researching, selling, purchasing and financing heavy construction equipment.



FREE SEARCH... Find a model now!

Request information on specific models or purchase as many reports as you need, without paying an annual membership fee.

Use the below search tool to find the model information you need. Once you have purchased one report, you will be given a username and password so you can access and compare your purchased reports online for one year. Begin by selecting a manufacturer or EQ type below and click the 'Search' button. From there you can either request information on specific models or click the 'Add to Cart' button and complete your purchase or continue shopping for more reports.

Interested in an annual membership? See our offerings, [signup online](#) »

Manufacturer

Equipment Type

Keyword

EQGURU Offers Exceptional Products for our Construction Industry

Select a plan that matches your needs ▶	Non-Members	Professional Membership
Request Equipment Information	✓	✓
Purchase "Model Report" including Values & RV associated with purchased model	✓	✓
New Model Introductions	✓	✓
Resale Values		✓
Residual Value Calculator		✓
Fleet Tracker		✓
Save/Recall		✓
Add Comments to Equipment		✓
Annual Cost:	Free	\$799

NEW MODEL INTRODUCTIONS

Click here to find out what's new in Construction Offerings!

WEBSITE DEMO COMING SOON!

Stay tuned... our online demo will be available shortly.

HOME PAGE

- Search our robust construction equipment database
- Interact with your personal account
- Stay updated on the latest construction equipment industry model releases

The screenshot shows the EQGURU website home page. At the top, there is a navigation bar with links for HOME, ABOUT US, SERVICES, PRODUCTS, NEWS, and CONTACT US. On the right side of the navigation bar, there are links for Logout, My Account, and Shopping Cart (0 items). Below the navigation bar, the user is logged in as Beta Beta Beta Tester. A search bar is located on the right side of the page. The main content area features the EQGURU logo and a navigation menu with tabs for CONSTRUCTION, LIFT TRUCKS, and INDUSTRY INFORMATION. Below the navigation menu, there are links for Model Introductions, Glossary, and Advanced Search. The main heading is EQGURU CONSTRUCTION EQUIPMENT. Below the heading, there is a search section with the text "WELCOME BACK. WOULD YOU LIKE TO SEARCH FOR A MODEL?". The search section includes three input fields: Manufacturer (a dropdown menu), Equipment Type (a dropdown menu), and Keyword (a text input field). A Search button is located to the right of the Keyword field. To the right of the search section is a large image of a construction vehicle, specifically a wheel loader. Below the search section, there are two columns of content. The left column is titled "INTERACT WITH YOUR CONSTRUCTION EQUIPMENT ACCOUNT!" and contains four links: My Construction Equipment Save & Recall, My Construction Equipment Fleet Tracker, My Construction Equipment Comments, and View more account settings. The right column is titled "STAY UP-TO-DATE WITH MODEL INTRODUCTIONS!" and contains a button labeled "NEW MODEL INTRODUCTIONS" with the text "Click here to find out what's new in Construction Offerings!".

© 2006 Crist Information & Research, LLC. Home | About Us | Services | Products | News | Contact | Lift Trucks | Construction | Industry Information | Terms

SEARCH OEM

- Search specific equipment type
- Search discontinued models as well as current models
- “One-touch” icon function allows user to directly interact with the program with a single “click” of the mouse

HOME ABOUT US SERVICES PRODUCTS NEWS CONTACT US [Logout](#) | [My Account](#) | [Shopping Cart](#) (0 items)

Logged in as: Beta Beta
Beta Tester

EQGURU

CONSTRUCTION LIFT TRUCKS INDUSTRY INFORMATION

Model Introductions | Glossary | Advanced Search

SEARCH CONSTRUCTION CATERPILLAR Wheel Loader Keyword Search

Take a look at our new, more robust system! On this page you can begin collecting information on the models of your choice. You may select the 'View Similar' button to view a list of models with similar specifications, or you may select one of the circular icons to perform various other tasks, click 'View Legend/Help' for more information on how to use the circular icon buttons.

Click icons Below to Perform Various Tasks [View Legend/Help](#)

Manufacturer	Model	Operating Weight (lbs)	Net HP	Engine Manufacturer	Features Available	
CATERPILLAR	902	9600	45	Caterpillar	V R C F I	View Similar
CATERPILLAR	904B	9810	52	Mitsubishi	V R C F I	View Similar
CATERPILLAR	906	11060	60	Caterpillar	V R C F I	View Similar
CATERPILLAR	906	13290	82	Caterpillar	V R C F I	View Similar
CATERPILLAR	914G	16300	90	Caterpillar	V R C F I	View Similar
CATERPILLAR	IT14G	17250	89	Caterpillar	V R C F I	View Similar
CATERPILLAR	924F (disc. 2000)	20000	105	Caterpillar	V R C F I	View Similar
CATERPILLAR	924GZ	21700	114	Caterpillar	V R C F I	View Similar
CATERPILLAR	IT24F (disc. 1999)	21850	105	Caterpillar	V R C F I	View Similar
CATERPILLAR	924G	22525	114	Caterpillar	V R C F I	View Similar
CATERPILLAR	928F (disc. 1996)	24000	120	Caterpillar	V R C F I	View Similar
CATERPILLAR	IT28F (disc. 1996)	24750	125	Caterpillar	V R C F I	View Similar
CATERPILLAR	928G	25800	131	Caterpillar	V R C F I	View Similar
CATERPILLAR	IT28G	26750	131	Caterpillar	V R C F I	View Similar
CATERPILLAR	928GZ	27140	143	Caterpillar	V R C F I	View Similar

Page 1 of 4 [View all](#) 1 2 3 4

SELECT SIMILAR MODELS

- Select and view Similar model of a particular equipment and capacity type
- View current and discontinued models
- Select any Feature by clicking an icon to go directly to the feature and or function

HOME ABOUT US SERVICES PRODUCTS NEWS CONTACT US Logout | My Account | Shopping Cart (0 items)

Logged in as: Beta Beta
Beta Tester Search Web Site

EQGURU

CONSTRUCTION | LIFT TRUCKS | INDUSTRY INFORMATION

Model Introductions | Glossary | Advanced Search

SEARCH CONSTRUCTION Manufacturer Keyword Search

Take a look at our new, more robust system! On this page you can begin collecting information on the models of your choice. You may: Select the 'View Similar' button to view a list of models with similar specifications, or you may select one of the circular icons to perform various other tasks, click 'View Legend/Help' for more information on how to use the circular icon buttons.

Click Icons Below to Perform Various Tasks ▾ [View Legend/Help](#)

Manufacturer	Model	Operating Weight (lbs)	Net HP	Engine Manufacturer	Features Available	
CATERPILLAR	906	11060	60	Caterpillar	V R C F I	View Similar
COYOTE	C16	10500	63	Perkins	V R C F I	View Similar
COYOTE	C18 (disc. 2000)	11650	63	Deutz	V R C F I	View Similar
COYOTE	C18B	12750	66	Deutz	V R C F I	View Similar
DEERE	304H	12045	65	Yanmar	V R C F I	View Similar
INGERSOLL RAND	WK-350	11240	60		V R C F I	View Similar
J C B	407 ZX	9925	63	JCB	V R C F I	View Similar
J C B	407B ZX (disc. 2001)	10000	63	JCB	V R C F I	View Similar
KOBELCO	WLK9 (disc. 1997)	11660	67	Deutz	V R C F I	View Similar
KOMATSU	WA70-5	11155	60	Komatsu	V R C F I	View Similar
KOMATSU	WA80-5	12434	60	Komatsu	V R C F I	View Similar
SCAT TRAK	3175 (disc. 1998)	6900	65	John Deere	V R C F I	View Similar
TEREX	SKL833 (disc. 2004)	9900	60	Perkins	V R C F I	View Similar
TEREX	SKS633	11000	60	Perkins	V R C F I	View Similar
TEREX	SKL834	11240	60	Deutz	V R C F I	View Similar
VOLVO	L25B	10582	60	Volvo	V R C F I	View Similar
VOLVO	L30B	12125	69	Deutz	V R C F I	View Similar
WALDOH	5100	7000	61	Continental	V R C F I	View Similar

All Wheel Loader Results View all 4

RESALE VALUE MODIFICATION

- Values spanning 10 years
- Use adjustments to accurately assess a valid resale value
- View Low, High & Average resale values to evaluate the current market resale value range

HOME ABOUT US SERVICES PRODUCTS NEWS CONTACT US Logout | My Account | Shopping Cart (0 items)

Logged in as: Beta Beta
Beta Tester Search Web Site

EQGURU

CONSTRUCTION LIFT TRUCKS INDUSTRY INFORMATION

Model Introductions | Glossary | Advanced Search

SEARCH CONSTRUCTION

Equipment Type


RESALE VALUES

Today's Date: 6/28/2006

EQUIPMENT DESCRIPTION V R C F i View Similar

HYUNDAI HL740-3

Equipment Type: Wheel Loader Power Mode: Diesel
 Operating Weight (lbs): 24500 Bucket Capacity (cy): 2.60
 Net HP: 130 Operator Protection: EROPS

Engine Manufacturer: Cummins 

values	YEAR	LOW VALUE	AVERAGE	HIGH VALUE
	2005	\$50,628	\$60,500	\$70,372
	2004	\$44,405	\$53,730	\$63,055
	2003	\$39,273	\$48,110	\$56,947
	2002	\$34,225	\$42,610	\$50,995
	2001	\$29,920	\$37,550	\$45,180
	2000	\$26,247	\$32,940	\$39,633
	1999	\$23,079	\$29,080	\$35,081
	1998	\$20,556	\$25,900	\$31,244
	1997	\$18,593	\$23,520	\$28,447
	1996	\$16,988	\$21,490	\$25,992

adjustments

Year:

Condition:

Region:

Wholesale Discount: %

MODIFIED RESALE VALUES & NATIONAL GRAPH REPRESENTATION

- View an accurate resale value particular to *your* piece of construction equipment
- View our quick-reference Value Graph to compare your modified Value to the national average



CALCULATE RESIDUAL VALUES

- Utilize our proprietary Residual Value Calculator to determine an off-lease retail resale value
- Calculate future value by personally modifying important and crucial Variables
- Much more accurate than a current *Resale Value* to determine a future value

HOME ABOUT US SERVICES PRODUCTS NEWS CONTACT US [Logout](#) | [My Account](#) | [Shopping Cart \(0 items\)](#)

Logged in as: Beta Beta
Beta Tester

EQGURU

CONSTRUCTION LIFT TRUCKS INDUSTRY INFORMATION

Model Introductions | Glossary | Advanced Search

SEARCH CONSTRUCTION

RESIDUAL VALUE CALCULATOR

EQUIPMENT DESCRIPTION V R C F i [View Similar](#) Today's Date: 6/28/2006

HYUNDAI HL740-3

Equipment Type: Wheel Loader
Operating Weight (lbs): 24500
Net HP: 130
Engine Manufacturer: Cummins

Power Mode: Diesel
Bucket Capacity (cy): 2.60
Operator Protection: EROPS



variables

Years to Project:

Hours Per Year:

Region:

Maintenance:

Environment:

Storage:

Wholesale Discount: %

If you do not see a model that you would like an estimated residual value for, please contact info@eqguru.com.

CALCULATED RESIDUAL VALUE

- View, Print or Save your personalized Residual Value for future reference and records
- Estimated Retail and Wholesale Residual Valuations available
- Used by many Leasing and Financial Institutions to assist in the financing construction equipment

HOME ABOUT US SERVICES PRODUCTS NEWS CONTACT US [Logout](#) | [My Account](#) | [Shopping Cart \(0 items\)](#)

Logged in as: Beta Beta
Beta Tester

EQGURU

CONSTRUCTION LIFT TRUCKS INDUSTRY INFORMATION

Model Introductions | Glossary | Advanced Search

SEARCH CONSTRUCTION


RESIDUAL VALUE CALCULATOR

Today's Date: 6/28/2006

EQUIPMENT DESCRIPTION

HYUNDAI HL740-3

Equipment Type: Wheel Loader **Power Mode:** Diesel
Operating Weight (lbs): 24500 **Bucket Capacity (cy):** 2.60
Net HP: 130 **Operator Protection:** EROPS
Engine Manufacturer: Cummins



variables			
Years to Project :	4	Maintenance:	Average
Hours Per Year:	801 to 1000	Environment:	Average
Region:	COLORADO	Storage:	Outdoor
		Wholesale Discount:	25 %

results		
Estimated Residual Value (Retail):		\$41,319
Estimated Residual Value (Wholesale):		\$30,989

This residual value projection is a best effort professional estimate based on information available to C.I.R. at this time. Economic and market conditions in the future may differ from the assumptions used today. No warranty, express or implied, is being provided.

If you do not see a model that you would like an estimated residual value for, please contact info@egguru.com.

CREATE MULTIPLE COMMENTS PER INDIVIDUAL MODEL

- Comments created by members of specific groups
- Comments can be used to share important and competitive information with staff
- Illuminated C-icon represents comments are available
- All comments are password protected per company

HOME ABOUT US SERVICES PRODUCTS NEWS CONTACT US [Logout](#) | [My Account](#) | [Shopping Cart](#) (0 items)

Logged in as: Beta Beta
Beta Tester

EQGURU

CONSTRUCTION LIFT TRUCKS INDUSTRY INFORMATION

Model Introductions | Glossary | Advanced Search


SEARCH CONSTRUCTION

COMMENTS

EQUIPMENT DESCRIPTION [V](#) [R](#) [C](#) [F](#) [I](#) [View Similar](#) Today's Date: 6/28/2006

HYUNDAI HL740-3
Equipment Type: Wheel Loader
Operating Weight (lbs): 24500
Net HP: 130
Engine Manufacturer: Cummins

Power Mode: Diesel
Bucket Capacity (cy): 2.60
Operator Protection: EROPS



Enter New Comment Here.

[06/28/2006 Beta Beta](#) [Edit](#) | [Delete](#)

This is a demo comment to be shared compan-ywide.


FLEET TRACKER

- Build and save details of current fleets
- Use our modifiable Retail Values or Residual Values to assess current and or future value
- Keep track of fleet(s) for insurance purposes
- “Fleet Tracker” maintains ongoing fleet value adjustments over time, automatically


SEARCH CONSTRUCTION Manufacturer Equipment Type Keyword Search

[View in Excel](#) **Beta CE Fleet (Total Fleet Value = \$123,996)** **FLEET TRACKER**


Purchase Date: 01/03/2004 **Ownership:** Own **Serial #:** 1234

HYUNDAI HL740-3 Equipment Type: Wheel Loader Power Mode: Diesel Operating Weight (lbs): 24500 Bucket Capacity (cy): 2.60 Net HP: 130 Operator Protection: EROPS Engine Manufacturer: Cummins			Year: 2002 Average: \$41,332 Low Value: \$33,198 High Value: \$49,465 Wholesale Value: \$33,065
Delete Edit			V R C I View Similar

Purchase Date: 01/03/2004 **Ownership:** Own **Serial #:** 1234

HYUNDAI HL740-3 Equipment Type: Wheel Loader Power Mode: Diesel Operating Weight (lbs): 24500 Bucket Capacity (cy): 2.60 Net HP: 130 Operator Protection: EROPS Engine Manufacturer: Cummins			Year: 2002 Average: \$41,332 Low Value: \$33,198 High Value: \$49,465 Wholesale Value: \$33,065
Delete Edit			V R C I View Similar

Purchase Date: 04/09/2005 **Ownership:** Own **Serial #:** 3215

HYUNDAI HL740-3 Equipment Type: Wheel Loader Power Mode: Diesel Operating Weight (lbs): 24500 Bucket Capacity (cy): 2.60 Net HP: 130 Operator Protection: EROPS Engine Manufacturer: Cummins			Year: 2002 Average: \$41,332 Low Value: \$33,198 High Value: \$49,465 Wholesale Value: \$33,065
Delete Edit			V R C I View Similar