



## EQGURU Lift Truck Demonstration

Crist Information & Research

1.800.300.8890

Info@EQGURU.com

[www.EQGURU.com](http://www.EQGURU.com)



CONSTRUCTION

LIFT TRUCKS

INDUSTRY INFORMATION

[Reports](#) | [Model Introductions](#) | [Glossary](#) | [Advanced Search](#) | [Specifications](#) / [Pricing](#)

## EQGURU LIFT TRUCKS

The EQGURU for Lift Trucks/Forklifts began in 1999 as the Lift Truck Guru®, the industry research staple of the lift truck/forklift industry. Today, the Lift Truck Guru® provides industry research under the new EQGURU research industry website including its proprietary *Residual Value Calculator™*, which many financial institutions use to determine lease and lease to own calculations. Manufacturers, distributors, financial services, government agencies and end-users trust and rely upon EQGURU's invaluable information to make educated decisions when researching, selling, purchasing and financing lift trucks/forklifts.



### FREE SEARCH... Find a model now!

Request information on specific models or purchase as many reports as you need, without paying an annual membership fee.

Use the below search tool to find the model information you need. Once you have purchased one report, you will be given a username and password so you can access and compare your purchased reports online for one year. Begin by selecting a manufacturer or EQ type below and click the 'Search' button. From there you can either request information on specific models or click the 'Add to Cart' button and complete your purchase or continue shopping for more reports.

Interested in an annual membership? See our offerings, [signup online »](#)





### EQGURU Offers Exceptional Products for our Lift Truck Industry

Select a plan that matches your needs ►	Non-Members	Basic Membership	Professional Membership
Request Equipment Information	✓	✓	✓
Purchase side-by-side "Model Report" including Specs, Values & RV associated with purchased model	✓	✓	✓
New Model Introductions	✓	✓	✓
Specifications		✓	✓
OEM Pricing			✓
Resale Values		✓	✓
Residual Value Calculator		✓	✓
Fleet Tracker		✓	✓
Report			✓
Save/Recall		✓	✓
Add Comments to Equipment		✓	✓
<b>Annual Costs:</b>	<b>Free</b>	<b>\$499</b>	<b>\$799</b>



#### NEW MODEL INTRODUCTIONS

[Click here to find out what's new in Lift Truck Offerings!](#)

#### WEBSITE DEMO COMING SOON!

[Stay tuned... our online demo will be available shortly.](#)

## HOME PAGE

- Search our robust lift truck database
- Interact with your personal account
- Stay updated on the latest lift truck industry model releases

The screenshot shows the EQGURU website interface. At the top is a navigation bar with links: HOME, ABOUT US, SERVICES, PRODUCTS, NEWS, CONTACT US. On the right of this bar are links for Logout, My Account, and Shopping Cart (0 items). Below the navigation bar, it says 'Logged in as: EQGURU DEMO CIR'. A search bar labeled 'Search Web Site' is on the right. The main header features the EQGURU logo and three tabs: CONSTRUCTION, LIFT TRUCKS (which is active), and INDUSTRY INFORMATION. Below these tabs are links for Reports, Model Introductions, Glossary, Advanced Search, Specifications, and Pricing. The main content area is titled 'EQGURU LIFT TRUCKS'. It includes a welcome message: 'WELCOME BACK. WOULD YOU LIKE TO SEARCH FOR A MODEL?'. Below this is a search form with a dropdown menu set to 'CATERPILLAR', another dropdown set to 'I.C. Cushion Tire', a 'Keyword' input field, and a 'Search' button. To the right of the search form is a large image of a blue and yellow forklift with the text 'Lift Truck GURU' next to it. Below the search form is a section titled 'INTERACT WITH YOUR LIFT TRUCK ACCOUNT!' containing links for 'My Lift Truck Save & Recall', 'My Lift Truck Fleet Tracker', 'My Lift Truck Comments', and 'View more account settings >'. To the right of this is a section titled 'STAY UP-TO-DATE WITH MODEL INTRODUCTIONS!' with a button that says 'NEW MODEL INTRODUCTIONS' and a link that says 'Click here to find out what's new in Lift Truck Offerings!'. At the bottom of the page is a footer with the copyright notice '© 2006 Crist Information & Research, LLC' and a long list of navigation links: Home | About Us | Services | Products | News | Contact | Lift Trucks | Construction | Industry Information | Terms.



## SEARCH OEM

- Search by OEM and equipment type
- Expand to see discontinued models as well as current models
- "One-touch" icon function allows user to directly interact with the program with a single "click" of the mouse

HOME ABOUT US SERVICES PRODUCTS NEWS CONTACT US [Logout](#) | [My Account](#) | [Shopping Cart \(0 items\)](#)

Logged in as: EQGURU DEMO  
CIR

Search Web Site

CONSTRUCTION LIFT TRUCKS INDUSTRY INFORMATION

Reports | Model Introductions | Glossary | Advanced Search

SEARCH LIFT TRUCKS

CATERPILLAR

Keyword Search

**Take a look at our new, more robust system!**  
Select one model number to view that model to view 4 model specifications side-by-side. You may select one of the circular icons to perform various tasks on models in a few ways. You may click the Compare Checked Items button to compare models with similar specifications, or you may click the View Similar button to view more information on how to use the system.

*Note: To view discontinued models, click the discontinued models as well.*

**Compare Checked Items**

Manufacturer	Model	Capacity	Equipment Type	Fuel	Features	View Similar
<input type="checkbox"/> CATERPILLAR	C3000		I.C. Cushion Tire		S P V R C F I	<a href="#">View Similar</a>
<input type="checkbox"/> CATERPILLAR	C3500		I.C. Cushion Tire		S P V R C F I	<a href="#">View Similar</a>
<input type="checkbox"/> CATERPILLAR	C4000		I.C. Cushion Tire		S P V R C F I	<a href="#">View Similar</a>
<input type="checkbox"/> CATERPILLAR	CC4000	4000	I.C. Cushion Tire	LPG/Gasoline	S P V R C F I	<a href="#">View Similar</a>
<input type="checkbox"/> CATERPILLAR	C5000	5000	I.C. Cushion Tire	LPG/Gasoline	S P V R C F I	<a href="#">View Similar</a>
<input type="checkbox"/>	GC25K (disc. 2004)	5000	I.C. Cushion Tire	LPG/Gasoline	S P V R C F I	<a href="#">View Similar</a>
<input type="checkbox"/>	GC25K HP (disc. 2004)	5000	I.C. Cushion Tire	LPG/Gasoline	S P V R C F I	<a href="#">View Similar</a>
<input type="checkbox"/>	GC25 (disc. 2001)	5000	I.C. Cushion Tire	LPG/Gasoline	S P V R C F I	<a href="#">View Similar</a>
<input type="checkbox"/>	T50D	5000	I.C. Cushion Tire	LPG/Gasoline	S P V R C F I	<a href="#">View Similar</a>
<input type="checkbox"/> CATERPILLAR	C5500	5500	I.C. Cushion Tire	LPG/Gasoline	S P V R C F I	<a href="#">View Similar</a>
<input type="checkbox"/> CATERPILLAR	C6000	6000	I.C. Cushion Tire	LPG/Gasoline	S P V R C F I	<a href="#">View Similar</a>
<input type="checkbox"/> CATERPILLAR	C6500	6500	I.C. Cushion Tire	LPG/Gasoline	S P V R C F I	<a href="#">View Similar</a>
<input type="checkbox"/> CATERPILLAR	GC35K	7000	I.C. Cushion Tire	Gasoline	S P V R C F I	<a href="#">View Similar</a>
<input type="checkbox"/> CATERPILLAR	GC40K	8000	I.C. Cushion Tire	Gasoline	S P V R C F I	<a href="#">View Similar</a>
<input type="checkbox"/> CATERPILLAR	GC40K STR	8000	I.C. Cushion Tire	Gasoline	S P V R C F I	<a href="#">View Similar</a>
<input type="checkbox"/> CATERPILLAR	GC45K	10000	I.C. Cushion Tire	Gasoline	S P V R C F I	<a href="#">View Similar</a>

**Various Tasks** [View Legend/Help](#)

**Features Available**

[View Similar](#) [View Similar](#) [View Similar](#) [View Similar](#) [View Similar](#) [View Similar](#) [View Similar](#) [View Similar](#) [View Similar](#) [View Similar](#)

## SELECT SIMILAR MODELS

- Select and view Similar model of a particular equipment and capacity type
- Expand to see current and discontinued models
- Select multiple models to compare in a side-by-side view

HOME ABOUT US SERVICES PRODUCTS NEWS CONTACT US [Logout](#) | [My Account](#) | [Shopping Cart](#) (0 items)

Logged in as: EQGURU DEMO CIR


**EQGURU**

CONSTRUCTION LIFT TRUCKS INDUSTRY INFORMATION

Reports | Model Introductions | Glossary | Advanced Search

SEARCH LIFT TRUCKS

**Take a look at our new, more robust system!** On this page you can begin collecting information on models in a few ways. You may: Select one model number to view that models specifications, select up to 4 check boxes and click the Compare Checked Items button to view 4 model specifications side-by-side, Select the View Similar button to view a list of models with similar specifications, or you may select one of the circular icons to perform various other tasks, click View Legend/Help for more information on how to use the circular icon buttons.

*Note: To view discontinued models, click the small  icon to the left of the manufacturer name. You may toggle this icon to show/hide discontinued models as well.*

[Compare Checked Items](#) [Click Icons Below to Perform Various Tasks](#) [View Legend/Help](#)

Manufacturer	Model	Capacity	Equipment Type	Power	Features Available	
<input type="checkbox"/> CATERPILLAR	<a href="#">C5000</a>	5000	I.C. Cushion Tire	LPG/Gasoline	S P V R C F I	<a href="#">View Similar</a>
<input type="checkbox"/> CLARK	<a href="#">C25C</a>	5000	I.C. Cushion Tire	LPG	S P V R C F I	<a href="#">View Similar</a>
<input type="checkbox"/> DAEWOO	<a href="#">GC25P-3</a>	5000	I.C. Cushion Tire	LPG	S P V R C F I	<a href="#">View Similar</a>
<input type="checkbox"/> DAEWOO	<a href="#">GC25E-3</a>	5000	I.C. Cushion Tire	Gasoline	S P V R C F I	<a href="#">View Similar</a>
<input type="checkbox"/> HYSTER	<a href="#">S50FT Advance Plus</a>	5000	I.C. Cushion Tire	LPG	S P V R C F I	<a href="#">View Similar</a>
<input type="checkbox"/> HYSTER	<a href="#">S50FT Advance</a>	5000	I.C. Cushion Tire	LPG	S P V R C F I	<a href="#">View Similar</a>
<input type="checkbox"/> HYSTER	<a href="#">S50FT</a>	5000	I.C. Cushion Tire	LPG	S P V R C F I	<a href="#">View Similar</a>
<input type="checkbox"/> HYSTER	<a href="#">S50FT Advance Plus2</a>	5000	I.C. Cushion Tire	LPG	S P V R C F I	<a href="#">View Similar</a>
<input type="checkbox"/> KALMAR AC	<a href="#">C50BXH PS</a>	5000	I.C. Cushion Tire	Gasoline	S P V R C F I	<a href="#">View Similar</a>
<input type="checkbox"/> KALMAR AC	<a href="#">C50BX PS</a>	5000	I.C. Cushion Tire	Gasoline	S P V R C F I	<a href="#">View Similar</a>
<input type="checkbox"/> KOMATSU	<a href="#">FG25ST-16</a>	5000	I.C. Cushion Tire	Gasoline	S P V R C F I	<a href="#">View Similar</a>
<input type="checkbox"/> KOMATSU	<a href="#">FG25SHT-16</a>	5000	I.C. Cushion Tire	Gasoline	S P V R C F I	<a href="#">View Similar</a>
<input type="checkbox"/>	<a href="#">FG25SHT-14 (disc. 2006)</a>	5000	I.C. Cushion Tire	Gasoline	S P V R C F I	<a href="#">View Similar</a>
<input type="checkbox"/>	<a href="#">FG25SHT-12</a>	5000	I.C. Cushion Tire	Gasoline	S P V R C F I	<a href="#">View Similar</a>
<input type="checkbox"/> LIIDE	<a href="#">TQ25C</a>	5000	I.C. Cushion Tire	Gasoline	S P V R C F I	<a href="#">View Similar</a>
<input type="checkbox"/> MITSUBISHI	<a href="#">FGC25N-HQ</a>	5000	I.C. Cushion Tire	LPG/Gasoline	S P V R C F I	<a href="#">View Similar</a>

## VIEW SIMILAR MODELS

- Compare Similar Models
  - Highlight Specs
  - Modify Specs
  - Save display
  - Save in Excel
- Modify
  - Units of Measurement
  - Language
  - Spec Layout

HOME ABOUT US SERVICES PRODUCTS NEWS CONTACT US [Logout](#) | [My Account](#) | [Shopping Cart](#) (0 items)

Logged in as: EGGURU DEMO CIR [Search Web Site](#)

**EQGURU**

CONSTRUCTION LIFT TRUCKS INDUSTRY INFORMATION

Reports | Model Introductions | Glossary | Advanced Search | Specifications / Pricing

**SEARCH LIFT TRUCKS**

Manufacturer  Equipment Type  Keyword  [Search](#)

[Print](#) [Remove Checked](#) [View Similar](#) [View Similar](#) [View Similar](#) [View Similar](#)

[Specifications](#) [Pricing](#)

[View Excel File of this Page](#)

[Save this Comparison](#)

Incruments/Language

☒ US ☐ Metric [English](#) [Refresh Page](#)

Today's Date: 6/27/2006 [Help](#) [Restore Layout](#)

**GENERAL**

	CATERPILLAR	HYSTER	KOMATSU	MITSUBISHI
01 <b>Manufacturer</b>	CATERPILLAR	HYSTER	KOMATSU	MITSUBISHI
02 <b>Model</b>	C5000	S50FT Advance	FG25SHT-16	FGC25N
02.5 <b>Description</b>	I.C. Cushion Tire	I.C. Cushion Tire	I.C. Cushion Tire	I.C. Cushion Tire
03 <b>Load Capacity</b>	5000 lbs	5000 lbs	5000 lbs	5000 lbs
04 <b>Load Center</b>	24"	24"	24"	24"
05 <b>Power Type</b>	LPG/Gasoline	LPG	Gasoline	LPG/Gasoline
06 <b>Operator Type</b>	Sit-Down	Sit-Down	Sit-Down	Sit-Down
07 <b>Tire Type</b>	Cushion	Cushion	Cushion	Cushion
08 <b>Wheels</b>	2x/2	2x/2	2x/2	2x/2

**DIMENSIONS**

	CATERPILLAR	HYSTER	KOMATSU	MITSUBISHI
09.1 <b>Mast, standard</b>	2-Stage	2-Stage	2-Stage	2-Stage
09.2 <b>MFH</b>	131"	129"	128"	131"
10 <b>Free Lift</b>	5.3"	5"	5.5"	5.3"
11 <b>Fork Carriage Width</b>	36"	38.5"	37"	36"
12 <b>Load Back Rest</b>	48"	48"	48"	48"
13.1 <b>Fork Size</b>	1.60 x 3.9 x 42"	1.60 x 3.9 x 42"	1.60 x 4 x 42"	1.60 x 3.9 x 42"
13.2 <b>Fork Spread</b>	36"	35.4"	37"	36"
14.1 <b>Tilt Angle (back fwd)</b>	9/5°	8/5°	8/6°	9/5°
15 <b>Length to Fork Face</b>	93"	89.8"	93.3"	93"
16.1 <b>Overall Width</b>	42"	43.4"	43.4"	42"



## HIGHLIGHT SPECIFIC INFORMATION

- Compare Similar Models
  - Highlight Specs
  - Modify Specs
  - Save display
  - Save in Excel
- Modify
  - Units of Measurement
  - Language
  - Spec Layout

18	Overall Height Raised	180"	177.8"	176"	180"
19	Overhead Guard Height	82"	84"	80.9"	82"
21	Turning Radius	79.5"	78.7"	77.6"	79.5"
23	Right Angle Stack	96"	93.6"	94.6"	96"
PERFORMANCE					
24.1	Travel Speed, w/load	11 mph	10.3 mph	10.6 mph	11 mph
24.2	Travel Speed, empty	11.5 mph	10.6 mph	10.6 mph	11.5 mph
25.1	Lift Speed, w/load	125 fpm	110 fpm	120 fpm	115 fpm
25.2	Lift Speed, empty	130 fpm	110 fpm	124 fpm	115 fpm
26.1	Lower Speed, w/load	99 fpm	102 fpm	98 fpm	99 fpm
26.2	Lower speed, empty	99 fpm	88 fpm	98 fpm	99 fpm
28	Draw Pull, max	4850 lbs	3952 lbs	5513 lbs	4225 lbs
30	Gradeability	34.8	29	39	29.4
WEIGHT					
32	Service Weight	8157 lbs	8621 lbs	8180 lbs	8157 lbs
33.1	Front Axle w/load	11488 lbs	11841 lbs	11330 lbs	11488 lbs
33.2	Rear Axle w/load		1780 lbs	1850 lbs	
34.1	Front Axle, empty	2833 lbs	3399 lbs	2600 lbs	2833 lbs
34.2	Rear Axle, empty	5324 lbs	5222 lbs	5580 lbs	5324 lbs
TIRES & BRAKES					
34.9	Steering	Power	Power	Power	Power
36	Tire Size, front	21 x 7 x 15"	21 x 7 x 15"	21 x 7 x 15"	21 x 7 x 15"
37	Tire Size, rear	16 x 6 x 10.5"	16 x 5 x 10.5"	16.25 x 5 x 11.25"	16 x 6 x 10.5"
38	Wheelbase	55"	56.3"	55.1"	55"
39.1	Tread, front	35"	35.1"	34.6"	36"
39.2	Tread, back	35"	35.1"	35.4"	35"
40	Underclearance, min.	3.1"	3.6"	5.5"	3.1"
41	Underclearance, at frame	5.4"	4.9"	3.9"	5.4"
42	Brakes, service	Hydraulic Foot	Hydraulic Foot	Foot/Hydraulic	Hydraulic Foot
43	Brakes, parking	Mechanical Hand	Mechanical Hand	Hand/Mechanical	Mechanical Hand
POWER					
49.1	Engine Manufacturer	Nissan	Mazda	Nissan	Nissan
49.2	Engine Model	K25	2.2L	K25	K21
50	Rated Output @ rpm	60 @ 2700 Hp	46.5 @ 2600 Hp	60 @ 2700 Hp	55 @ 2700 Hp
51	Rated Torque @ rpm	136 @ 1600 lb-ft	94 @ 2600 lb-ft	142 @ 1600 lb-ft	114 @ 2000 lb-ft
52.1	Cylinders / Displacement	4/152 Cyl/Mn-Lit	4/134.3 Cyl/Mn-Lit	4/152 Cyl/Mn-Lit	4/126 Cyl/Mn-Lit
52.2	Fuel Tank Capacity			10.1 US Gal	
55.2	Transmission Type	Powershift	DuraMatch	Powershift	Powershift
55.3	Transmission Speed F/R	1/1 rpm	1/1 rpm	1/1 rpm	1/1 rpm
57	Hydraulic Pressure	2250 psi	2250 psi	2650 psi	2250 psi
58	Sound Level		78 dBA	83 dBA	

## COMPARE OEM PRICING

- Compare current OEM list pricing
- Compare OEM Options & Extras per price pages
- Build a configured lift truck
- Utilize our proprietary "Dealer Box" to compare competitive market pricing

*\*this feature is not available to end-users*

HOME ABOUT US SERVICES PRODUCTS NEWS CONTACT US [Logout](#) | [My Account](#) | [Shopping Cart \(0 items\)](#)

Logged in as: EQGURU DEMO CIR [Search Web Site](#)

**EQGURU**

CONSTRUCTION LIFT TRUCKS INDUSTRY INFORMATION

Reports | Model Introductions | Glossary | Advanced Search | Specifications / Pricing

SEARCH LIFT TRUCKS

Manufacturer  Equipment Type  Keyword  [Search](#)

[Print](#) [Remove Checked](#) [View Similar](#) [View Similar](#) [View Similar](#) [View Similar](#)

[Specifications](#) [Pricing](#)

[View Excel File of this Page](#)

[Save this Comparison](#)

Incruments/Language

☒ US ☐ Metric [English](#) [Refresh Page](#)

Today's Date: 6/27/2006

[Help](#) [Restore Layout](#)

	V	R	C	F	I	V	R	C	F	I	V	R	C	F	I	V	R	C	F	I
A <b>Manufacturer</b>	CATERPILLAR					HYSTER					KOMATSU					MITSUBISHI				
B <b>Model Name</b>						S50FT Advance										FGC25N				
C <b>Capacity</b>	5000 lbs					5000 lbs					5000 lbs					5000 lbs				
D <b>Class Type</b>	I.C. Cushion Tire					I.C. Cushion Tire					I.C. Cushion Tire					I.C. Cushion Tire				
E <b>Operator Type</b>	Sit-Down					Sit-Down					Sit-Down					Sit-Down				
F <b>Base Price</b>	\$33,000					\$30,005					\$38,130					\$33,760				
G <b>LPG Package</b>	<b>STD</b> Less tank					<b>STD</b>					<input type="checkbox"/> \$1,050 Less tank					<b>STD</b> Less tank				
H <b>2-Stage (Limited FL)</b>	<b>STD</b> 131					<b>STD</b> 129					<b>STD</b> 128					<b>STD</b> 131				
H2 <b>Sideshift (Limited FL)</b>	<input checked="" type="checkbox"/> \$1,175 36/					<input checked="" type="checkbox"/> \$1,310 38.5/					<input checked="" type="checkbox"/> \$1,500 37/					<input checked="" type="checkbox"/> \$1,245 36/				
I <b>2-Stage (Full FL)</b>	<input type="checkbox"/> \$1,110 131					<input type="checkbox"/> \$935 130					<input type="checkbox"/> \$2,170 128					<input type="checkbox"/> \$1,175 131				
I2 <b>Sideshift (Full FL)</b>	<input type="checkbox"/> \$1,420 36/					<input type="checkbox"/> \$1,405 38.5/					<input type="checkbox"/> \$1,810 37/					<input type="checkbox"/> \$1,505 36/				
J <b>3-Stage</b>	<input type="checkbox"/> \$2,430 188					<input type="checkbox"/> \$1,965 189					<input type="checkbox"/> \$2,970 188.5					<input type="checkbox"/> \$2,570 188				
J2 <b>Sideshift (3-Stage)</b>	<input type="checkbox"/> \$1,420 36/					<input type="checkbox"/> \$1,405 38.5/					<input type="checkbox"/> \$1,660 37/					<input type="checkbox"/> \$1,505 36/				
K <b>4-Stage</b>	<input type="checkbox"/> \$12,610 240					<input type="checkbox"/> \$4,120 240					<input type="checkbox"/> \$8,050 240					<input type="checkbox"/> \$13,345 240				




## RESALE VALUE MODIFICATION

- Values spanning 10 years
- Use adjustments to accurately assess a valid resale value
- View Low, High & Average resale values to evaluate the current market resale value range

[HOME](#)
[ABOUT US](#)
[SERVICES](#)
[PRODUCTS](#)
[NEWS](#)
[CONTACT US](#)
[Logout](#) | [My Account](#) | [Shopping Cart](#) (0 items)

Logged in as: EGGURU DEMO  
CIR



[CONSTRUCTION](#)
[LIFT TRUCKS](#)
[INDUSTRY INFORMATION](#)

[Reports](#) | [Model Introductions](#) | [Glossary](#) | [Advanced Search](#) | [Specifications / Pricing](#)

SEARCH LIFT TRUCKS
 

Manufacturer 
 Equipment Type 
 Keyword 
 Search

RESALE VALUES

EQUIPMENT DESCRIPTION
 


[S](#)
[P](#)
[V](#)
[R](#)
[C](#)
[F](#)
[I](#)
[View Similar](#)

 Today's Date: 6/27/2006

KALMAR AC C50BX PS
 

Type: I.C. Cushion Tire  
 Capacity: 5000 lbs  
 Power: Gasoline

Mast: 2-Stage  
 Service Weight: 8180 lbs



values
 

YEAR	LOW VALUE	AVERAGE	HIGH VALUE
2005	\$9,531	\$11,378	\$13,225
2004	\$8,212	\$9,963	\$11,714
2003	\$7,274	\$8,980	\$10,686

adjustments
 

Year:  2005  
 Mast:  2005  
 Wholesale Discount:  2003 (1-99%)

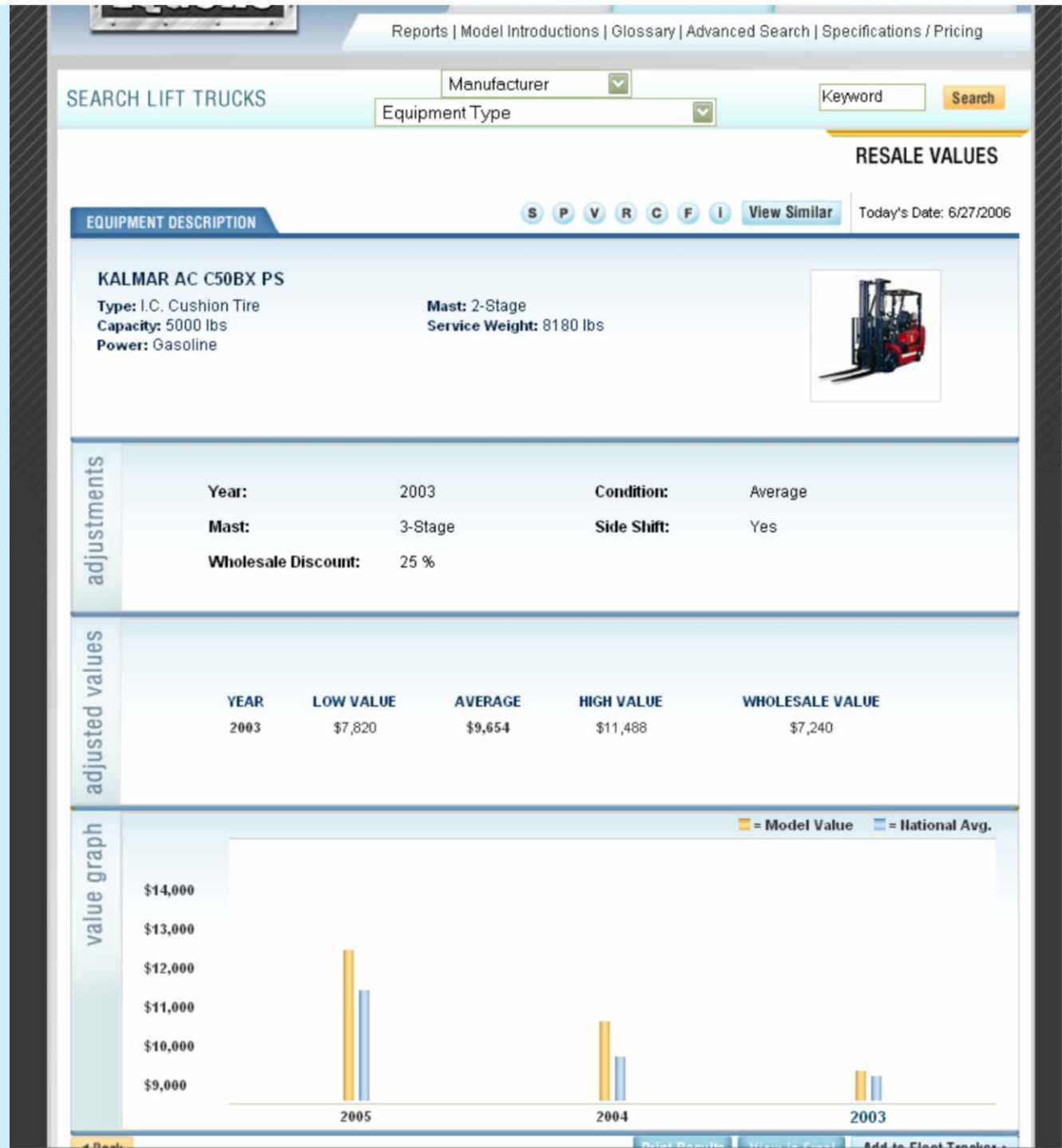
Condition:  Average  
 Side Shift:  No

Reset Calculate

© 2006 Crist Information & Research, LLC. Home | About Us | Services | Products | News | Contact | Lift Trucks | Construction | Industry Information | Terms

## MODIFIED RESALE VALUES & NATIONAL GRAPH REPRESENTATION

- View an accurate lift truck resale value particular to your lift truck
- View our quick-reference Value Graph to compare your modified Value to the national average



## CALCULATE RESIDUAL VALUES

- Utilize our proprietary Residual Value Calculator to determine an off-lease retail resale value
- Calculate future value by personally modifying important and crucial Variables
- Much more accurate than a current *Resale Value* to determine a future value

[HOME](#) [ABOUT US](#) [SERVICES](#) [PRODUCTS](#) [NEWS](#) [CONTACT US](#)
[Logout](#) | [My Account](#) | [Shopping Cart](#) (0 items)

Logged in as: EQGURU DEMO  
CIR

[CONSTRUCTION](#) [LIFT TRUCKS](#) [INDUSTRY INFORMATION](#)

[Reports](#) | [Model Introductions](#) | [Glossary](#) | [Advanced Search](#) | [Specifications / Pricing](#)

SEARCH LIFT TRUCKS

### RESIDUAL VALUE CALCULATOR

[S](#) [P](#) [V](#) [R](#) [C](#) [F](#) [I](#)

[View Similar](#)

Today's Date: 6/27/2006

#### EQUIPMENT DESCRIPTION

**KALMAR AC C50BX PS**  
 Type: I.C. Cushion Tire  
 Capacity: 5000 lbs  
 Power: Gasoline

Mast: 2-Stage  
 Service Weight: 8180 lbs

variables

Years to Project :

Hours Per Year :

Environment :

Side Shift :

Shifts :

Maintenance :

Mast :

Wholesale Discount :  %

If you do not see a lift truck that you would like an estimated residual value for, please contact [info@eqguru.com](mailto:info@eqguru.com).




## CALCULATED RESIDUAL VALUE

- View, Print or Save your personalized Residual Value for future reference and records
- Estimated Retail and Wholesale Residual Valuations available
- Used by many Leasing and Financial Institutions to assist in the financing of lift trucks and fleets of lift trucks

[HOME](#)
[ABOUT US](#)
[SERVICES](#)
[PRODUCTS](#)
[NEWS](#)
[CONTACT US](#)
[Logout](#) | [My Account](#) | [Shopping Cart](#) (0 items)

Logged in as: EQGURU DEMO  
CIR



[CONSTRUCTION](#)
[LIFT TRUCKS](#)
[INDUSTRY INFORMATION](#)

[Reports](#) | [Model Introductions](#) | [Glossary](#) | [Advanced Search](#) | [Specifications / Pricing](#)

SEARCH LIFT TRUCKS
 

Manufacturer 
 Equipment Type 
 Keyword 
 Search


### RESIDUAL VALUE CALCULATOR

[S](#)
[P](#)
[V](#)
[R](#)
[C](#)
[F](#)
[I](#)
[View Similar](#)
 Today's Date: 6/27/2006

#### EQUIPMENT DESCRIPTION

**KALMAR AC C50BX PS**  
 Type: I.C. Cushion Tire  
 Capacity: 5000 lbs  
 Power: Gasoline

**Mast: 2-Stage**  
**Service Weight: 8180 lbs**



variables

\* Indicates a required Field  

* Years to Project :	5	Shifts:	1
Hours Per Year:	801 - 1500	Maintenance:	Average
Environment:	Warehouse / Indoor	Mast:	3-Stage
Side Shift :	Yes	Wholesale Discount:	20 %

results

Estimated Residual Value (Retail):	\$7,247
Estimated Residual Value (Wholesale):	\$5,798

[Back](#)
[Print Results](#)
[Save](#)
[View in Excel](#)

This residual value projection is a best effort professional estimate based on information available to C.I.R. at this time. Economic and market conditions in the future may differ from the assumptions used today. No warranty, express or implied, is being provided.

If you do not see a lift truck that you would like an estimated residual value for, please contact [info@egguru.com](mailto:info@egguru.com).

© 2006 Crist Information & Research, LLC.
 [Home](#) | [About Us](#) | [Services](#) | [Products](#) | [News](#) | [Contact](#) | [Lift Trucks](#) | [Construction](#) | [Industry Information](#) | [Terms](#)

## CREATE MULTIPLE COMMENTS PER INDIVIDUAL MODEL

- Comments created by members of specific groups
- Comments can be used to share important and competitive information with staff
- Illuminated C-icon represents comments are available
- All comments are password protected per company

HOME ABOUT US SERVICES PRODUCTS NEWS CONTACT US [Logout](#) | [My Account](#) | [Shopping Cart](#) (0 items)

Logged in as: EQGURU DEMO  
CIR

Search Web Site

CONSTRUCTION LIFT TRUCKS INDUSTRY INFORMATION

Reports | Model Introductions | Glossary | Advanced Search | Specifications / Pricing

SEARCH LIFT TRUCKS

Manufacturer  Equipment Type  Keyword  Search

COMMENTS


S P V R C F I View Similar Today's Date: 6/27/2006

EQUIPMENT DESCRIPTION

**KALMAR AC C50BX PS**

Type: I.C. Cushion Tire  
Capacity: 5000 lbs  
Power: Gasoline

Mast: 2-Stage  
Service Weight: 8180 lbs



Enter New Comment Here.

Add Comment

06/27/2006 EQGURU DEMO Edit | Delete

This is a discontinued brand --- EQGURU

© 2006 Crist Information & Research, LLC. Home | About Us | Services | Products | News | Contact | Lift Trucks | Construction | Industry Information | Terms

## FLEET TRACKER

- Build and save details of current fleets
- Use our modifiable Retail Values or Residual Values to assess current and or future value
- Keep track of fleet(s) for insurance purposes
- "Fleet Tracker" maintains ongoing fleet value adjustments over time, automatically

HOME ABOUT US SERVICES PRODUCTS NEWS CONTACT US [Logout](#) | [My Account](#) | [Shopping Cart \(0 items\)](#)

Logged in as: EQGURU DEMO CIR




**EQGURU**

CONSTRUCTION LIFT TRUCKS INDUSTRY INFORMATION

Reports | Model Introductions | Glossary | Advanced Search | Specifications / Pricing

SEARCH LIFT TRUCKS

[View in Excel](#) Beta Test Fleet (Total Fleet Value = \$30,018) **FLEET TRACKER**

Purchase Date:	Ownership:	Serial #:
02/02/2005	Own	1234
<b>KALMAR AC C50BX PS</b> Type: I.C. Cushion Tire Mast: 2-Stage Capacity: 5000 lbs Service Weight: 8180 lbs Power: Gasoline		
		
Year: 2003 Average: \$9,654 Low Value: \$7,820 High Value: \$11,488 Wholesale Value: \$7,240		
<input type="button" value="Delete"/> <input type="button" value="Edit"/> <a href="#">S</a> <a href="#">P</a> <a href="#">V</a> <a href="#">R</a> <a href="#">C</a> <a href="#">i</a> <a href="#">View Similar</a>		
02/02/2005	Own	1234
<b>KALMAR AC C50BX PS</b> Type: I.C. Cushion Tire Mast: 2-Stage Capacity: 5000 lbs Service Weight: 8180 lbs Power: Gasoline		
		
Year: 2003 Average: \$9,654 Low Value: \$7,820 High Value: \$11,488 Wholesale Value: \$7,240		
<input type="button" value="Delete"/> <input type="button" value="Edit"/> <a href="#">S</a> <a href="#">P</a> <a href="#">V</a> <a href="#">R</a> <a href="#">C</a> <a href="#">i</a> <a href="#">View Similar</a>		
06/05/2005	Own	32114
<b>KALMAR AC C50BX PS</b> Type: I.C. Cushion Tire Mast: 2-Stage Capacity: 5000 lbs Service Weight: 8180 lbs Power: Gasoline		
		
Year: 2004 Average: \$10,710 Low Value: \$8,828 High Value: \$12,592 Wholesale Value: \$8,568		
<input type="button" value="Delete"/> <input type="button" value="Edit"/> <a href="#">S</a> <a href="#">P</a> <a href="#">V</a> <a href="#">R</a> <a href="#">C</a> <a href="#">i</a> <a href="#">View Similar</a>		



## OEM PRICE LIST REPORT

- Keep track of current OEM List Price amounts
- View the dates of current List Price Release
- View the dates of previous List Price dates
- View a "quick-shot" of OEM List Price percentage change

*\*this feature is not available to end-users*

[HOME](#) [ABOUT US](#) [SERVICES](#) [PRODUCTS](#) [NEWS](#) [CONTACT US](#)
[Logout](#) | [My Account](#) | [Shopping Cart](#) (0 items)

Logged in as: EQGURU DEMO  
CIR

[EQGURU](#)

[CONSTRUCTION](#) [LIFT TRUCKS](#) [INDUSTRY INFORMATION](#)

[Reports](#) | [Model Introductions](#) | [Glossary](#) | [Advanced Search](#) | [Specifications / Pricing](#)

**MODEL REPORTS**

**Need to Search Again?** First select the Manufacturer and Equipment Type from the below menus, then click 'Submit'.

You're viewing: All Current & Discontinued Models Today's Date: 6/27/2006

Manufacturer	Model	Capacity	Current \$	Current Date	% Chng	Previous \$	Previous Date	Discontinued
KALMAR AC	<a href="#">C30AX PS</a>	3000		02/21/2005	6.69%		04/01/2004	
KALMAR AC	<a href="#">C35AX PS</a>	3500		02/21/2005	6.69%		04/01/2004	
<input type="checkbox"/> KALMAR AC	<a href="#">C40BX PS</a>	4000		02/21/2005	5.84%		02/01/2004	
KALMAR AC	<a href="#">C40BX</a>	4000		02/01/2000	-		-	10/15/2003
<input type="checkbox"/> KALMAR AC	<a href="#">C40BXH PS</a>	4000		02/21/2005	5.79%		04/01/2004	
KALMAR AC	<a href="#">C40BXH</a>	4000		02/01/2000	-		-	10/15/2003
<input type="checkbox"/> KALMAR AC	<a href="#">C50BX PS</a>	5000		02/21/2005	5.82%		04/01/2004	
KALMAR AC	<a href="#">C50BX</a>	5000		02/01/2000	-		-	10/15/2003
<input type="checkbox"/> KALMAR AC	<a href="#">C50BXH PS</a>	5000		02/21/2005	5.83%		04/01/2004	
KALMAR AC	<a href="#">C50BXH</a>	5000		02/01/2000	-		-	10/15/2003
KALMAR AC	<a href="#">C60BXH PS</a>	6000		02/21/2005	5.78%		04/01/2004	
<input type="checkbox"/> KALMAR AC	<a href="#">C80CX PS</a>	8000		02/21/2005	7.46%		04/01/2004	
KALMAR AC	<a href="#">C80CX</a>	8000		02/01/2000	-		-	10/15/2003
<input type="checkbox"/> KALMAR AC	<a href="#">C80CXC PS</a>	8000		02/21/2005	7.48%		04/01/2004	
KALMAR AC	<a href="#">C80CXC</a>	8000		02/01/2000	-		-	10/15/2003
<input type="checkbox"/> KALMAR AC	<a href="#">C100CX PS</a>	10000		02/21/2005	7.48%		04/01/2004	
KALMAR AC	<a href="#">C100CX</a>	10000		02/01/2000	-		-	10/15/2003
<input type="checkbox"/> KALMAR AC	<a href="#">C100CXC PS</a>	10000		02/21/2005	7.50%		04/01/2004	
KALMAR AC	<a href="#">C100CXC</a>	10000		02/01/2000	-		-	10/15/2003

Page 1 of 1 [View all 1](#)

© 2006 Crist Information & Research, LLC. [Home](#) | [About Us](#) | [Services](#) | [Products](#) | [News](#) | [Contact](#) | [Lift Trucks](#) | [Construction](#) | [Industry Information](#) | [Terms](#)